



**Queen Guide IP44**

A very robust exit luminaire for more demanding environments

SPECIFICATIONS	QUEEN GUIDE IP44
Input Voltage	220-240 V AC/DC (0/50/60Hz)
Power consumption	< 4 W / 5 VA
Light source	LED
Protection class	I
Ambient temperature	-25...+50°C
Ingress protection	IP44
Cable (length)	Halogen-free (0.5 m)
Connector	Wago 3-pin male
Mouting options	Surface
Standards	SOLAS II-1/42-1 (MSC.11(55)) <sup>(1)</sup> , EN 1838 <sup>(2)</sup>
Country of origin	Finland



<sup>(1)</sup> Supplementary emergency lighting: For ro-ro passenger ships SOLAS II-1/42-1 (MSC.11(55))

<sup>(2)</sup> The illuminated signs comply with the photometric requirements of EN 1838.

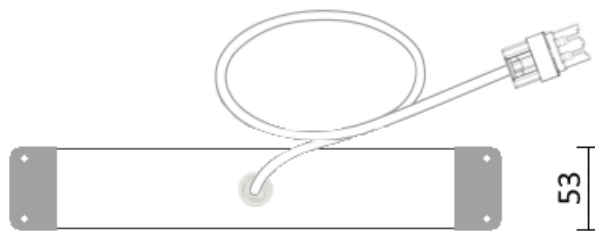
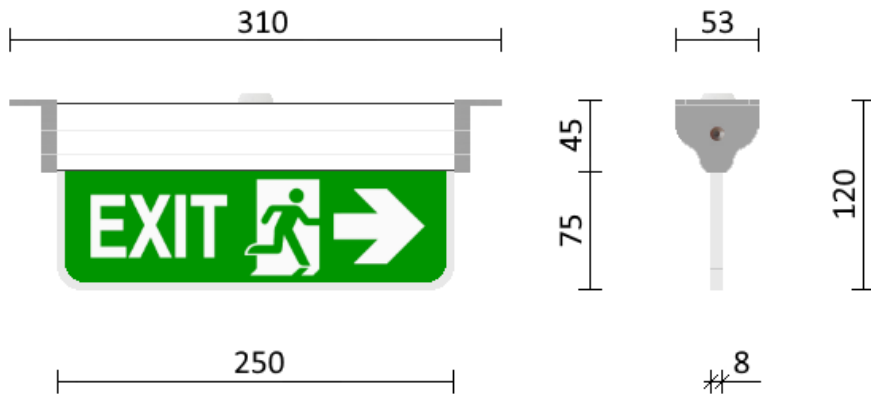
- single sided signs are illuminated only on frontside to prevent misleading information from behind
- double sided signs consists of two elements, both illuminated evenly

MATERIALS	
Housing	White painted aluminium
End pieces	Surface coated aluminium
Sign	Acrylic

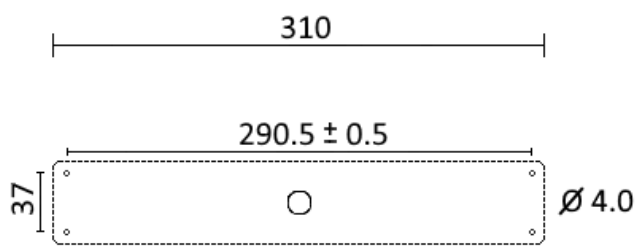
DIMENSIONS	
Length x Width x Height	310 x 53 x 120 mm
Weight	600 g

ORDERING	
ITEM #	DESCRIPTION
	QUEEN GUIDE IP44, SINGLE SIDED
	QUEEN GUIDE IP44, DOUBLE SIDED

SPARE PARTS	
ITEM #	DESCRIPTION
	BODY, QUEEN GUIDE IP44
	SIGN, QUEEN GUIDE IP44, SINGLE SIDED
	SIGN, QUEEN GUIDE IP44, DOUBLE SIDED
	LED DRIVER, QUEEN GUIDE IP44
	LED PART, QUEEN GUIDE IP44



Cable length: 0.5 m  
 Connector: Wago 3-pin male



[mm]