

BLX™
BOWLIGHT

- the new standard

luminell®
Light Matters



Design protected

"This is the best bowlight I've ever seen. I see waves and objects in the water on very long distance – it is simply amazing!"


Capt. Eldar Giske, M/S Ekspressen – Norled AS

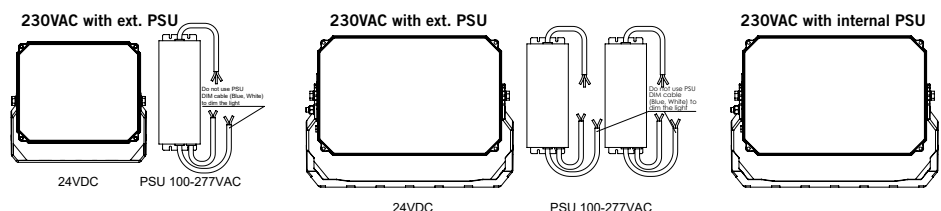
The new BLX™ Bowlight is designed to improve the ability to see during navigation and maneuvering at night. By combining the proven technology of the RLX Series with practical testing of the optical features, the end result is a powerful bowlight that will increase safety and endure in very harsh environments.

Key Features

- Detects bouy reflex on 1 NM
- Dimmable
- BLX™ design – compact, sealed and highly resistant to shock and vibrations
- Proven endurance
- Available in 24VDC and 100-277VAC
- Maintenance free
- Instant light
- Easy clean design




Input Specifications	BLX™ C	BLX™ D	BLX™ E
Input voltage range	22 – 30 VDC	22 – 30 VDC	100 - 277 VAC (internal PSU)
Alternative voltage range	100 – 277 VAC (external PSU)	100 – 277 VAC (external PSU)	N/A
Frequency range 230VAC	50 – 60 Hz	50 – 60 Hz	50 – 60 Hz
Rated power	250W @ 24VDC	500W @ 24VDC	360W @ 230VAC
Current @ 24VDC	10,5 A	2x 10,5 A	N/A
Current @ 230VAC	1,1 A (external PSU)	2,2 A (2x 1,1A for each external PSU)	1,55 A (internal PSU)
DIM	0-100% using 0-100 kΩ or 0-10VDC.	0-100% using 0-100 kΩ or 0-10VDC. Spot/Oval can be controlled separately.	0-100% using 0-100 kΩ or 0-10VDC. Spot OR Oval must be selected remotely from control gear.
Light Specifications			
Initial luminous flux @ Ta 25°C	23.800	48.800 (23.800 + 25.000)	35.000
Beam angles	Spot 8 Oval H Combination of Spot 8 and Oval H	Spot 8 Oval H Spot 8 / Oval H	Spot 8 / Oval H
Candela	278.000 Cd	740.000 Cd (645.000 + 95.000)	532.000 Cd
Range (1 lx)	527 m	860 m	730 m
Tested range	Detects bouy reflex on 0,5 NM (926 m)	Detects bouy reflex on 1 NM (1.852 m)	Detects bouy reflex on 0,7 NM (1.297 m)
Color rendering index (CRI)	70 (min.)	70 (min.)	70 (min.)
Color temperature	5.000 - 8.000 K	5.000 - 8.000 K	5.000 - 8.000 K
Alternative color temperature	2.700 K - 3.000 K	2.700 K - 3.000 K	2.700 K - 3.000 K
General Specifications			
Startup time	1 sec.	1 sec.	1 sec.
Operating ambient temperature (Ta)	- 40°C to + 55°C	- 40°C to + 55°C	- 40°C to + 55°C
Storage temperature	- 40°C to + 80°C	- 40°C to + 80°C	- 40°C to + 80°C
Weight (apx.)	5,6 kg	9,5 kg	16 kg
Weight external PSU (apx.)	1 x 2 kg	2 x 2 kg	N/A
Cable gland	1xM20 (6-13mm)	2xM20 (6-13mm)	2xM20 (6-13mm)
IP class	IP66/67	IP66/67	IP66/67
Lifetime housing and materials	Made to endure more than 10 years. Corrosion class C5m ISO 9223/12944 (for offshore and maritime environments) verified by 		
Lifetime LED and electronics	L70 @ >25°C ~57.900h	L70 @ >25°C ~57.900h	L70 @ >25°C ~57.900h
	At high ambient temperatures and no wind the BLX™ Temperature Protection Control will limit the light output to ensure lifetime.		
Cable lengths	Recommended cable length between 24VDC PSU and bowlight is 15m on BLX™ C/D (250W per section). Specified lengths is applicable with use of 2,5mm ² cross section supply cable. This is a general recommendation. It is the installer's responsibility to assess this on each installation.		



Materials

Body / casing / chassis	Seawater resistant; casted, anodized and powder coated aluminium
Glass	Tempered glass
Bracket, bolts, nuts, etc.	Stainless steel AISI 316L (1.4404), A4



Safety Standards

Description	Standard
LED modules for general lightning	EN 62031:2008/A1:2013/A2:2015
Photo biological safety of lamps and lamp systems	EN 62471:2008
EMC radiated and conducted	EN 55015:2013 and MIL-STD461F/G Navy Top Deck
EMC marine radiated and conducted (using screened cable)	EN/IES 60945:2002
ETL / cETL certified	ANSI/UL1598, ANSI/UL1598A, ANSI/UL 8750 and CSA C22.2 No.250.0

Dimensions and Mounting

Front view	Fig. 1
Side view	Fig. 2
Bracket	Fig. 3
Control panel	Fig. 4



Options and Accessories

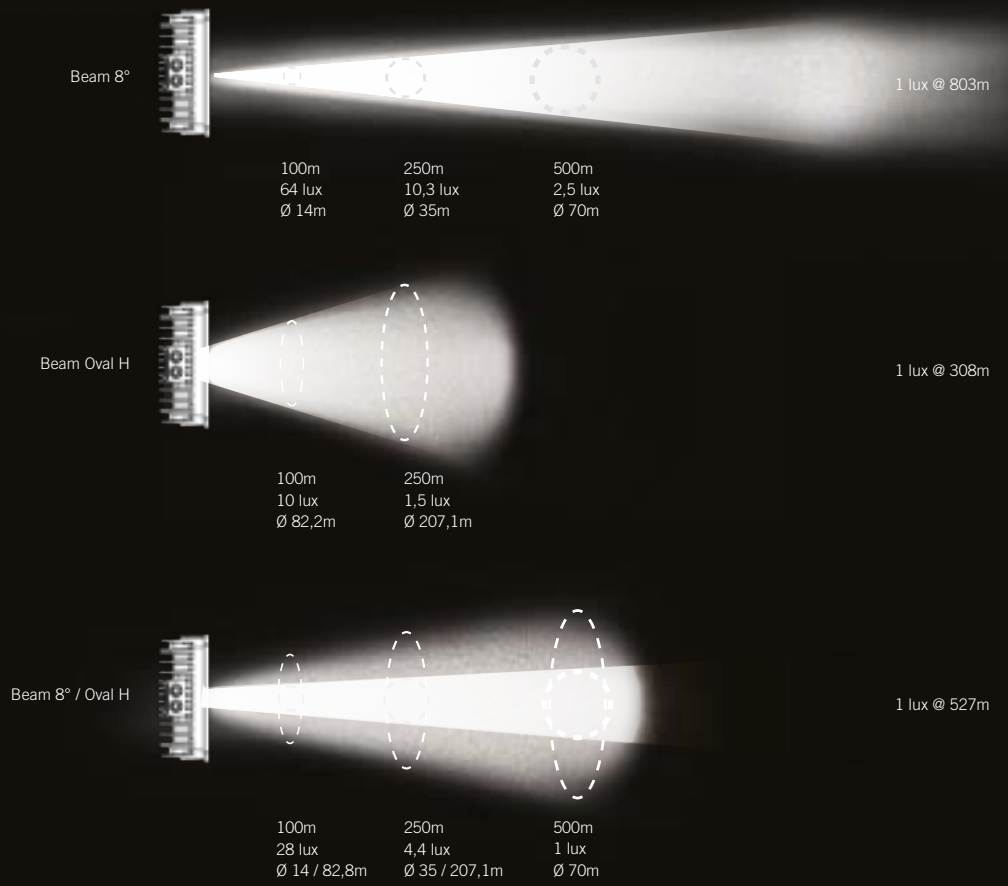
- Protection grid
- Anti-Ice kit
- Control panel




Control Panel

- Multiple bowlights can be controlled from the same panel
- Individual dimming of each section
- Master ON/OFF
- Dimmable panel light (require 24VDC/VAC)
- Select individual dimming range on spot and oval (0-100% or 10-100%)
- Rele-port


Beam illustration BLX™ C



Beam illustration BLX™ D



Beam illustration BLX™ E





Specifications are subject to change at any point without prior notice.



Luminell AS
Myrabakken Næringscenter – Bygg 2
6010 Ålesund
NORWAY
Org.nr 915 014 348

Contact
+47 70 10 10 70
General: info@luminell.com
Sales inquiries: sales@luminell.com
www.luminell.com

Distributed by:

