

STExCP8-PB Push Button

The STExCP8-PB latching dual action push button manual call point, featuring 316L stainless steel enclosures, is designed for the harshest of environments. Approved for Zone 1 and 2 hazardous areas for fire and gas alarm systems plus emergency shutdown and process control applications.

Available with standard DIN rail terminals or the innovative E2S termination board providing dedicated connections for field installed EOL and/or series devices.

Features

- Robust corrosion proof 316L stainless steel enclosure
- Epoxy powder coat paint finish
- Alternative housing colours are available to meet specific requirements
- Ingress protection IP66
- Single or double switch
- Optional equipment tags and duty labels
- 2 x 316 Stainless steel stopping plugs included
- 3 x M20 cable entries
- Stainless steel fasteners

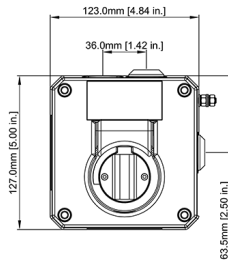
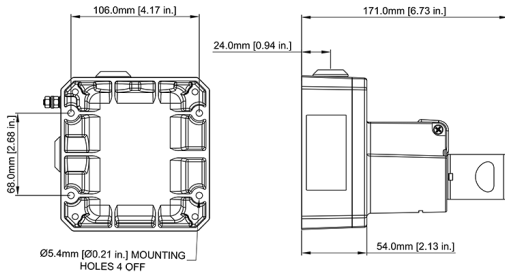
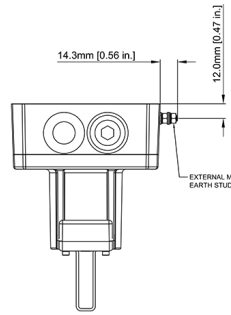
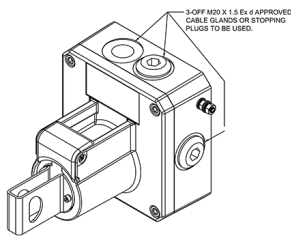
Approvals

- IECEx certificate: IECEx ULD 15.0018X,
IEC 60079-0:2011 Edition: 6.0,
IEC 60079-1:2014-06 Edition: 7.0
- ATEX certificate: DEMKO 15 ATEX 1589X,
EN 60079-0:2012+A11:2013
EN 60079-1:2014
- TR-CU Ex EAC certificate: RU C-GB.AA71.B.00109

Coding

- Ex db IIC T6 Gb Ta. -55°C to +70°C (Single switch)
- Ex db IIC T5 Gb Ta. -55°C to +70°C (Dual switch)
- Ex db IIC T6 Gb Ta. -55°C to +60°C (Dual switch)





Specification

Version:	STExCP8-PB
Coding:	Ex db IIC T6 Gb Ta. -55°C to +70°C (Single switch) Ex db IIC T5 Gb Ta. -55°C to +70°C (Dual switch) Ex db IIC T6 Gb Ta. -55°C to +60°C (Dual switch)
Ingress protection:	EN/IEC 60529 - IP66
Housing material:	316L Stainless Steel
Colour:	RAL3000 Red (others available on request)
Cable entries:	2 x M20x1.5 top and 1 x M20x1.5 side. Back box can be rotated to give 2 x bottom and 1 x side entries
Stopping plugs:	2 x 316 Stainless Steel plugs as standard Brass and Nickel plated plugs optional
Terminals:	DIN rail 8 x 2.5mm ² SAK2.5 or Termination board featuring 6 x 2.5mm ² terminals plus 4 x dedicated EOL & Series terminals
Earth:	External M5 earth connection
Weight:	4.6Kg/10.14lbs

Voltage Range: Max input Current: Limitations for EOL / Series Resistors:

250Vac Max	5.0A max	not permitted
48Vdc Max	1.0A max	min. 2.2kOhm
24Vdc Max	3.0A max	min. 470 Ohm

EOL and Series Diode Values:

xxx:	Description	Max. current supply permitted
3V3	3.3V Zener Diode 230mA	
4V7	4.7V Zener Diode 162mA	
5V1	5.1V Zener Diode 149mA	
5V6	5.6V Zener Diode 136mA	
6V2	6.2V Zener Diode 122mA	
6V8	6.8V Zener Diode 112mA	
10V	10V Zener Diode 76mA	
12V	12V Zener Diode 63mA	

Part Codes

Version:	Part code:
Product type:	STExCP8PB Dual action latching push button with manual reset
Switch Type: [s]	S SPCO/SPDT D DPCO/DPDT
Cable Entry Type:[e]	A 3 x M20x1.5mm B 2 x 1/2" NPT - adaptors C 2 x 3/4" NPT - adaptors D 2 x M25x1.5mm - adaptors E 1 x 1/2" NPT - adaptor F 1 x 3/4" NPT - adaptor G 1 x M25x1.5mm - adaptor H 3 x 1/2" NPT - adaptors I 3 x 3/4" NPT - adaptors J 3 x M25x1.5mm - adaptors
Note:	Unused entries supplied with M20 stopping plugs
Stopping plug material: [m]	S Stainless Steel [Default]
Terminals: [t]	D DIN Rail 8 x SAK2.5 P Termination board: 6 x 2.5mm ² terminals plus 4 x EOL & Series terminals
Lift flap: [l]	N Lift flap not available for -PB version
Duty label [d]:	1 No Duty label, no Equip. tag 2 Duty label St/St 3 Duty label St/St + Equip. tag 4 Duty label Metalised Polyester 5 Duty label M. Poly. + Equip. tag 6 Equip. tag only

Product version: [v]	A1 IECEX & ATEX & CTRU Ex EAC
Enclosure colour: [x]	R, B, N, Y, Red, Blue, Green, Yellow V, S, K Red/White, Yellow/Black, Black
E.O.L. Module: [Exxx] optional	ExxxR Resistor value in Ohms e.g. E470R = 470 Ohm ED1 Diode IN4007 = ED1 ExxxZ Zener diode e.g. E5V1Z = 5.1V
Series Module: [Sxxx] optional	SxxxR Resistor value in Ohms e.g. S1K5R = 1.5K Ohm SD1 Diode IN4007 = SD1 SxxxZ Zener diode e.g. S5V1Z = 5.1V
Example:	STExCP8PBSASDN1A1R STExCP8-PB with single switch, 3xM20 entries, stainless steel plugs, DIN rail terminals, no lift flap, no duty label or tag, IECEX & ATEX & CTRU approved, red enclosure